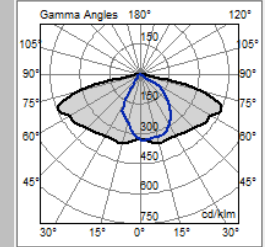


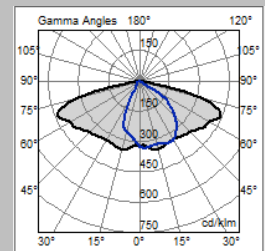
COMPASS 2 S

MAIN CHARACTERISTICS

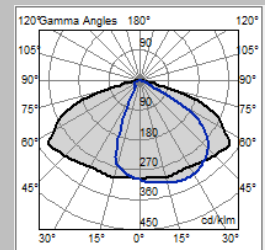
Applications	Street and urban lighting.
Optic	<p>STU-S: Asymmetrical optic for street, urban and cycle-path lighting (narrow emission). STU-M: Asymmetrical optic for street, urban and cycle-path lighting (medium emission). STU-W: Asymmetrical optic for wide urban and suburban road lighting. S03: Asymmetrical optic for wide urban and suburban road lighting. S: Symmetrical optic for urban lighting and green areas. STA: Asymmetrical optic for long interdistance and wide roads, V and P class. Colour temperature: 4000K (3000K optional) CRI ≥ 70 LOR= 100%, DLOR= 100%, ULOR= 0% Photobiological safety class: EXEMPT GROUP LED source efficiency: 174 lm/W @ 400mA, Tj=85°C, 4000K</p>
Insulation class	II, I
Protection degree	IP66 IK08 total
LED Modules	Removable / Replaceable
Dimensions	See the drawing
Weight	max 13.5kg
Exposed surface	Side: 0.06m ² – Top: 0.32m ²
Mounting	Suspended installation on bracket 1/2" GAS.
Gear tray	Removable plate.
Operating temp.	-40°C / +50°C
Storage temperature	-40°C / +80°C
Main reference standards	EN 60598-1, EN 60598-2-3, EN 62471, EN 55015, EN 61547, EN 61000-3-2, EN-61000-3-3
ELECTRICAL CHARACTERISTICS	
Rated voltage	220÷240V 50/60Hz
Power factor	>0,9 (at full load, F, DA, DAC)
On-load switch	Included, with integrated cable clamp.
Mains connection	Cable H07RN-F nx1.5mm ² Optional: connector M/F IP66/68 for cables max. 2,5mm ² , Ø max. 12mm
Surge protection	Up to 10kV With SPD (optional) 10kV / 10kV CM/DM
SPD (optional)	10kV-10kA, type 2+3, with LED signal and thermo fuse to disconnect load at the end of life.
Control system (options)	<p>F: Fixed power not dimmable. DA: Automatic dimming (virtual midnight) with default profile. DAC: Custom DA profile. FLC: Constant light flux. WL: Wireless single point communication system. DALI: Digital dimming interface DALI. NEMA: Socket 7 pin (ANSI C136.41). ZHAGA: Socket 4 pin (ZHAGA Book 18).</p>
Optical unit lifetime (Tq=25°C, 500mA)	<p>>100.000hr L90B10 >100.000hr L90, TM21</p>
MATERIALS	
Fixing	Die-cast aluminum UNI EN1706 powder painted.
Body	
Closure hook	
Optic	99.85% aluminum with a surface finish in 99.95% with vacuum-sealed deposition. Aluminum grade class A+ (DIN EN 16268)
Screen	Flat tempered glass, 5mm thickness high transparency.
Gasket	Polyurethane
Colour	Graphite - Cod. 01



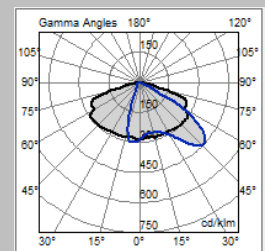
STU-S Optic



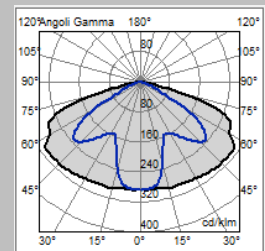
STU-M Optic



STU-W Optic



S03 Optic



S Optic

All the published photometrical data has been obtained according to applicable international standards





LUMINAIRE	OPTIC	LED CURRENT (mA)	RATED LUMINAIRE FLUX* (Tq=25°C, 4000K, lm)	RATED LUMINAIRE POWER* (Tq=25°C, Vin=230Vac, F/DA/DAC, W)	LUMINAIRE EFFICACY (Tq=25°C, lm/W)	RATED LED FLUX* (Tj=85°C, 4000K, lm)	RATED LED POWER* (Tj=85°C, W)
COMPASS 2 S 2Z8 4.40-1M	STU-M STU-S STU-W	400	2830	21.5	131	3175	18
COMPASS 2 S 2Z8 4.40-2M			5700	40.5	140	6351	36
COMPASS 2 S 2Z8 4.40-3M			8490	59.5	142	9526	54
COMPASS 2 S 2Z8 4.40-4M			11180	79.5	140	12701	72
COMPASS 2 S 2Z8 4.40-5M			13760	98	140	15877	90
COMPASS 2 S 2Z8 4.40-6M			16730	118	141	19052	108
COMPASS 2 S 2Z8 4.50-1M	STU-M STU-S STU-W	500	3420	27	126	3896	23
COMPASS 2 S 2Z8 4.50-2M			6950	51.5	134	7792	46
COMPASS 2 S 2Z8 4.50-3M			10250	75.5	135	11688	68
COMPASS 2 S 2Z8 4.50-4M			13370	100	133	15585	91
COMPASS 2 S 2Z8 4.50-5M			16220	123	131	19481	114
COMPASS 2 S 2Z8 4.50-6M			19980	149	134	23377	137
COMPASS 2 S 2Z8 4.40-1M	S03	400	2780	21.5	129	3175	18
COMPASS 2 S 2Z8 4.40-2M			5590	40.5	138	6351	36
COMPASS 2 S 2Z8 4.40-3M			8320	59.5	139	9526	54
COMPASS 2 S 2Z8 4.40-4M			10950	79.5	137	12701	72
COMPASS 2 S 2Z8 4.40-5M			13490	98	137	15877	90
COMPASS 2 S 2Z8 4.40-6M			16400	118	138	19052	108
COMPASS 2 S 2Z8 4.50-1M	S03	500	3350	27	124	3896	23
COMPASS 2 S 2Z8 4.50-2M			6820	51.5	132	7792	46
COMPASS 2 S 2Z8 4.50-3M			10050	75.5	133	11688	68
COMPASS 2 S 2Z8 4.50-4M			13100	100	131	15585	91
COMPASS 2 S 2Z8 4.50-5M			15900	123	129	19481	114
COMPASS 2 S 2Z8 4.50-6M			19580	149	131	23377	137



LUMINAIRE	OPTIC	LED CURRENT (mA)	RATED LUMINAIRE FLUX* (Tq=25°C, 4000K, lm)	RATED LUMINAIRE POWER* (Tq=25°C, Vin=230Vac, F/DA/DAC, W)	LUMINAIRE EFFICACY (Tq=25°C, lm/W)	RATED LED FLUX* (Tj=85°C, 4000K, lm)	RATED LED POWER* (Tj=85°C, W)
COMPASS 2 S 2Z6 4.40-1M	STA	400	2070	17	121	2382	13
COMPASS 2 S 2Z6 4.40-2M			4080	31.5	129	4763	27
COMPASS 2 S 2Z6 4.40-3M			6090	46	132	7145	40
COMPASS 2 S 2Z6 4.40-4M			8110	60	135	9526	54
COMPASS 2 S 2Z6 4.40-5M			10060	75.5	133	11908	67
COMPASS 2 S 2Z6 4.40-6M			12020	91	132	14289	81
COMPASS 2 S 2Z6 4.50-1M	STA	500	2510	21.5	116	2922	17
COMPASS 2 S 2Z6 4.50-2M			4930	40	123	5844	34
COMPASS 2 S 2Z6 4.50-3M			7350	58.5	125	8766	51
COMPASS 2 S 2Z6 4.50-4M			9780	76.5	127	11688	68
COMPASS 2 S 2Z6 4.50-5M			12130	95.5	127	14610	85
COMPASS 2 S 2Z6 4.50-6M			14470	115	125	17533	102
COMPASS 2 S 2Z8 4.40-2M	S	400	5590	40.5	138	6351	36
COMPASS 2 S 2Z8 4.40-4M			10950	79.5	137	12701	72
COMPASS 2 S 2Z8 4.40-6M			16400	118	138	19052	108
COMPASS 2 S 2Z8 4.50-2M	S	500	6820	51.5	132	7792	46
COMPASS 2 S 2Z8 4.50-4M			13100	100	131	15585	91
COMPASS 2 S 2Z8 4.50-6M			19580	149	131	23377	137

*RATED LUMINAIRE FLUX / RATED LUMINAIRE POWER: Rated data obtained in laboratory.

*RATED LED FLUX / RATED LED POWER: Rated data extrapolated from LED manufacturer datasheet.

Values indicated in this technical sheet are to be considered rated values. Flux tolerance: $\pm 7\%$. Power tolerance: $\pm 5\%$.

Power tolerance with ZHAGA version or power supply D4i/SR: $\pm 10\%$.

The characteristics of the product listed above are subjected to change without notice.



LUMINAIRE	OPTIC	LED CURRENT (mA)	RATED LUMINAIRE FLUX* (Tq=25°C, 3000K, lm)	RATED LUMINAIRE POWER* (Tq=25°C, Vin=230Vac, F/DA/DAC, W)	LUMINAIRE EFFICACY (Tq=25°C, lm/W)	RATED LED FLUX* (Tj=85°C, 3000K, lm)	RATED LED POWER* (Tj=85°C, W)
COMPASS 2 S 2Z8 3.40-1M	STU-M STU-S STU-W	400	2780	21.5	129	3112	18
COMPASS 2 S 2Z8 3.40-2M			5590	40.5	138	6224	36
COMPASS 2 S 2Z8 3.40-3M			8320	59.5	139	9336	54
COMPASS 2 S 2Z8 3.40-4M			10950	79.5	137	12447	72
COMPASS 2 S 2Z8 3.40-5M			13490	98	137	15559	90
COMPASS 2 S 2Z8 3.40-6M			16400	118	138	18671	108
COMPASS 2 S 2Z8 3.50-1M	STU-M STU-S STU-W	500	3350	27	124	3818	23
COMPASS 2 S 2Z8 3.50-2M			6820	51.5	132	7636	46
COMPASS 2 S 2Z8 3.50-3M			10050	75.5	133	11455	68
COMPASS 2 S 2Z8 3.50-4M			13100	100	131	15273	91
COMPASS 2 S 2Z8 3.50-5M			15900	123	129	19091	114
COMPASS 2 S 2Z8 3.50-6M			19580	149	131	22909	137
COMPASS 2 S 2Z8 3.40-1M	S03	400	2720	21.5	126	3112	18
COMPASS 2 S 2Z8 3.40-2M			5480	40.5	135	6224	36
COMPASS 2 S 2Z8 3.40-3M			8150	59.5	136	9336	54
COMPASS 2 S 2Z8 3.40-4M			10730	79.5	134	12447	72
COMPASS 2 S 2Z8 3.40-5M			13220	98	134	15559	90
COMPASS 2 S 2Z8 3.40-6M			16070	118	136	18671	108
COMPASS 2 S 2Z8 3.50-1M	S03	500	3280	27	121	3818	23
COMPASS 2 S 2Z8 3.50-2M			6680	51.5	129	7636	46
COMPASS 2 S 2Z8 3.50-3M			9840	75.5	130	11455	68
COMPASS 2 S 2Z8 3.50-4M			12840	100	128	15273	91
COMPASS 2 S 2Z8 3.50-5M			15580	123	126	19091	114
COMPASS 2 S 2Z8 3.50-6M			19190	149	128	22909	137



LUMINAIRE	OPTIC	LED CURRENT (mA)	RATED LUMINAIRE FLUX* (Tq=25°C, 3000K, lm)	RATED LUMINAIRE POWER* (Tq=25°C, Vin=230Vac, F/DA/DAC, W)	LUMINAIRE EFFICACY (Tq=25°C, lm/W)	RATED LED FLUX* (Tj=85°C, 3000K, lm)	RATED LED POWER* (Tj=85°C, W)
COMPASS 2 S 2Z6 3.40-1M	STA	400	2030	17	119	2334	13
COMPASS 2 S 2Z6 3.40-2M			4000	31.5	126	4668	27
COMPASS 2 S 2Z6 3.40-3M			5970	46	129	7002	40
COMPASS 2 S 2Z6 3.40-4M			7950	60	132	9336	54
COMPASS 2 S 2Z6 3.40-5M			9860	75.5	130	11669	67
COMPASS 2 S 2Z6 3.40-6M			11770	91	129	14003	81
COMPASS 2 S 2Z6 3.50-1M	STA	500	2460	21.5	114	2864	17
COMPASS 2 S 2Z6 3.50-2M			4830	40	120	5727	34
COMPASS 2 S 2Z6 3.50-3M			7200	58.5	123	8591	51
COMPASS 2 S 2Z6 3.50-4M			9590	76.5	125	11455	68
COMPASS 2 S 2Z6 3.50-5M			11890	95.5	124	14318	85
COMPASS 2 S 2Z6 3.50-6M			14180	115	123	17182	102
COMPASS 2 S 2Z8 3.40-2M	S	400	5480	40.5	135	6224	36
COMPASS 2 S 2Z8 3.40-4M			10730	79.5	134	12447	72
COMPASS 2 S 2Z8 3.40-6M			16070	118	136	18671	108
COMPASS 2 S 2Z8 3.50-2M	S	500	6680	51.5	129	7636	46
COMPASS 2 S 2Z8 3.50-4M			12840	100	128	15273	91
COMPASS 2 S 2Z8 3.50-6M			19190	149	128	22909	137

*RATED LUMINAIRE FLUX / RATED LUMINAIRE POWER: Rated data obtained in laboratory.

*RATED LED FLUX / RATED LED POWER: Rated data extrapolated from LED manufacturer datasheet.

Values indicated in this technical sheet are to be considered rated values. Flux tolerance: $\pm 7\%$. Power tolerance: $\pm 5\%$.

Power tolerance with ZHAGA version or power supply D4i/SR: $\pm 10\%$.

The characteristics of the product listed above are subjected to change without notice.