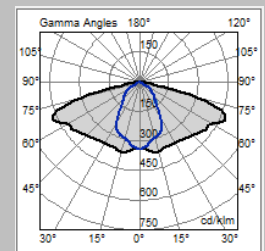
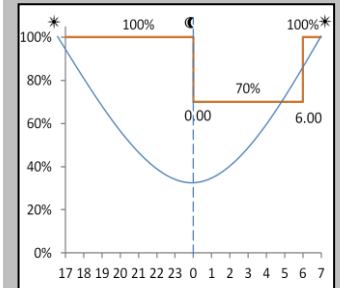
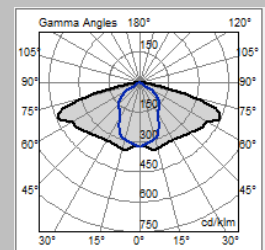


COMPASS 2 TS	
MAIN CHARACTERISTICS	
Applications	Street and urban lighting.
Optic	TS-S: Symmetrical optic for centre road lighting (narrow emission). TS-M: Symmetrical optic for centre road lighting (medium emission). TS-W: Symmetrical optic for centre road lighting (wide emission). TS-03: Symmetrical optic for centre road lighting (extra wide emission). Colour temperature: 4000K (3000K optional) CRI ≥ 70 LOR= 100%, DLOR= 100%, ULOR= 0% Photobiological safety class: EXEMPT GROUP LED source efficiency: 174 lm/W @ 400mA, Tj=85°C, 4000K
Insulation class	II, I
Protection degree	IP66 IK08 total
LED Modules	Removable / Replaceable
Dimensions	See the drawing
Weight	max 13.5kg
Exposed surface	Side: 0.06m ² – Top: 0.32m ²
Mounting	Suspended installation on cable Ø5-12mm. Inclination on horizontal plane: ±15°. Rotation: 360° on vertical axis.
Gear tray	Removable plate.
Operating temp.	-40°C / +50°C
Storage temperature	-40°C / +80°C
Main reference standards	EN 60598-1, EN 60598-2-3, EN 62471, EN 55015, EN 61547, EN 61000-3-2, EN-61000-3-3
ELECTRICAL CHARACTERISTICS	
Rated voltage	220÷240V 50/60Hz
Power factor	>0,9 (at full load, F, DA, DAC)
On-load switch	Included, with integrated cable clamp.
Mains connection	Cable H07RN-F nx1.5mm ² Optional: connector M/F IP66/68 for cables max. 2.5mm ² , Ø max. 14mm
Surge protection	Up to 10kV With SPD (optional) 10kV / 10kV CM/DM
SPD (optional)	10kV-10kA, type II, with LED signal and thermo fuse to disconnect load at the end of life.
Control system (options)	F: Fixed power not dimmable. DA: Automatic dimming (virtual midnight) with default profile. DAC: Custom DA profile. FLC: Constant light flux. WL: Wireless single point communication system. DALI: Digital dimming interface DALI. NEMA: Socket 7 pin (ANSI C136.41). ZHAGA: Socket 4 pin (ZHAGA Book 18).
Optical unit lifetime (Tq=25°C, 500mA)	>100.000hr L90B10 >100.000hr L90, TM21
MATERIALS	
Fixing	Stainless steel.
Body	Die-cast aluminum UNI EN1706 powder painted.
Closure hook	
Optic	99.85% aluminum with a surface finish in 99.95% with vacuum-sealed deposition. Aluminum grade class A+ (DIN EN 16268)
Screen	Flat tempered glass, 5mm thickness high transparency.
Cable gland	Metallic M20x1.5 - IP68
Gasket	Polyurethane
Colour	Graphite - Cod. 01

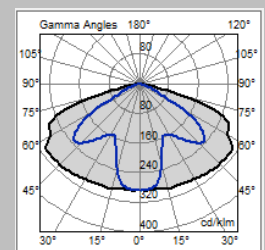
DA Profile



TS-S Optic



TS-M Optic



TS-03 Optic

All the published photometrical data has been obtained according to EN 13032-1





LUMINAIRE	OPTIC	LED CURRENT (mA)	RATED LUMINAIRE FLUX* (Tq=25°C, 4000K, lm)	RATED LUMINAIRE POWER* (Tq=25°C, Vin=230Vac, F/DA/DAC, W)	LUMINAIRE EFFICACY (Tq=25°C, lm/W)	RATED LED FLUX* (Tj=85°C, 4000K, lm)	RATED LED POWER* (Tj=85°C, W)
COMPASS 2 TS 2Z8 4.40-2M	TS-M	400	5700	40.5	140	6368	36
COMPASS 2 TS 2Z8 4.40-4M	TS-S		11180	79.5	140	12736	72
COMPASS 2 TS 2Z8 4.40-6M	TS-W		16730	118	141	19104	108
COMPASS 2 TS 2Z8 4.50-2M	TS-M	500	6950	51.5	134	7798	46
COMPASS 2 TS 2Z8 4.50-4M	TS-S		13370	100	133	15596	92
COMPASS 2 TS 2Z8 4.50-6M	TS-W		19980	149	134	23394	138
COMPASS 2 TS 2Z8 4.40-2M	TS-03	400	5590	40.5	138	6368	36
COMPASS 2 TS 2Z8 4.40-4M			10950	79.5	137	12736	72
COMPASS 2 TS 2Z8 4.40-6M			16400	118	138	19104	108
COMPASS 2 TS 2Z8 4.50-2M	TS-03	500	6820	51.5	132	7798	46
COMPASS 2 TS 2Z8 4.50-4M			13100	100	131	15596	92
COMPASS 2 TS 2Z8 4.50-6M			19580	149	131	23394	138

*RATED LUMINAIRE FLUX / RATED LUMINAIRE POWER: Rated data obtained in laboratory.

*RATED LED FLUX / RATED LED POWER: Rated data extrapolated from LED manufacturer datasheet.

Values indicated in this technical sheet are to be considered rated values. Flux tolerance: ±7%. Power tolerance: ±5%.

Power tolerance with ZHAGA version or power supply D4i/SR: ±10%.

The characteristics of the product listed above are subjected to change without notice.



LUMINAIRE	OPTIC	LED CURRENT (mA)	RATED LUMINAIRE FLUX* (Tq=25°C, 3000K, lm)	RATED LUMINAIRE POWER* (Tq=25°C, Vin=230Vac, F/DA/DAC, W)	LUMINAIRE EFFICACY (Tq=25°C, lm/W)	RATED LED FLUX* (Tj=85°C, 3000K, lm)	RATED LED POWER* (Tj=85°C, W)
COMPASS 2 TS 2Z8 3.40-2M	TS-M	400	5590	40.5	138	6178	36
COMPASS 2 TS 2Z8 3.40-4M	TS-S		10950	79.5	137	12356	72
COMPASS 2 TS 2Z8 3.40-6M	TS-W		16400	118	138	18534	108
COMPASS 2 TS 2Z8 3.50-2M	TS-M	500	6820	51.5	132	7564	46
COMPASS 2 TS 2Z8 3.50-4M	TS-S		13100	100	131	15128	92
COMPASS 2 TS 2Z8 3.50-6M	TS-W		19580	149	131	22692	138
COMPASS 2 TS 2Z8 3.40-2M	TS-03	400	5480	40.5	135	6178	36
COMPASS 2 TS 2Z8 3.40-4M			10730	79.5	134	12356	72
COMPASS 2 TS 2Z8 3.40-6M			16070	118	136	18534	108
COMPASS 2 TS 2Z8 3.50-2M	TS-03	500	6680	51.5	129	7564	46
COMPASS 2 TS 2Z8 3.50-4M			12840	100	128	15128	92
COMPASS 2 TS 2Z8 3.50-6M			19190	149	128	22692	138

*RATED LUMINAIRE FLUX / RATED LUMINAIRE POWER: Rated data obtained in laboratory.

*RATED LED FLUX / RATED LED POWER: Rated data extrapolated from LED manufacturer datasheet.

Values indicated in this technical sheet are to be considered rated values. Flux tolerance: ±7%. Power tolerance: ±5%.

Power tolerance with ZHAGA version or power supply D4i/SR: ±10%.

The characteristics of the product listed above are subjected to change without notice.