

COMPASS 1 TS

MAIN CHARACTERISTICS

| | |
|---------------------------------|--|
| Applications | Street and urban lighting. |
| Optic | TS-S: Symmetrical optic for centre road lighting (narrow emission). TS-M: Symmetrical optic for centre road lighting (medium emission). TS-W: Symmetrical optic for centre road lighting (wide emission). TS-03: Symmetrical optic for centre road lighting (extra wide emission). Colour temperature: 4000K (3000K optional) CRI ≥ 70 LOR= 100%, DLOR= 100%, ULOR= 0% Photobiological safety class: EXEMPT GROUP LED source efficiency: 174 lm/W @ 400mA, Tj=85°C, 4000K |
| Insulation class | II, I |
| Protection degree | IP66 IK08 total |
| LED Modules | Removable / Replaceable. |
| Dimensions | See the drawing |
| Weight | max 10.5 kg |
| Exposed surface | Side: 0.05m ² – Top: 0.25m ² |
| Mounting | Suspended installation on cable Ø5-12mm. Inclination on horizontal plane: ±15°. Rotation: 360° on vertical axis. |
| Gear tray | Removable plate. |
| Operating temp. | -40°C / +50°C |
| Storage temperature | -40°C / +80°C |
| Main reference standards | EN 60598-1, EN 60598-2-3, EN 62471, EN 55015, EN 61547, EN 61000-3-2, EN-61000-3-3 |



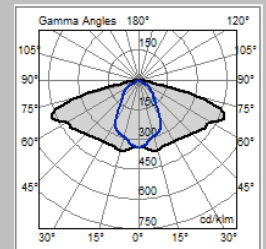
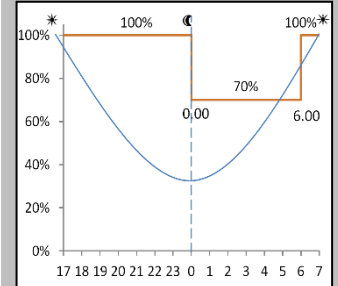
ELECTRICAL CHARACTERISTICS

| | |
|---|--|
| Rated voltage | 220÷240V 50/60Hz |
| Power factor | >0,9 (at full load, F, DA, DAC) |
| On-load switch | Included, with integrated cable clamp. |
| Mains connection | Cable H07RN-F nx1.5mm ² Optional: connector M/F IP66/68 for cables max. 2,5mm ² , Ø max. 14mm |
| Surge protection | Up to 10kV With SPD (optional) 10kV / 10kV CM/DM |
| SPD (optional) | 10kV-10kA, type II, with LED signal and thermo fuse to disconnect load at the end of life. |
| Control system (options) | F: Fixed power not dimmable. DA: Automatic dimming (virtual midnight) with default profile. DAC: Custom DA profile. FLC: Constant light flux. WL: Wireless single point communication system. DALI: Digital dimming interface DALI. NEMA: Socket 7 pin (ANSI C136.41). ZHAGA: Socket 4 pin (ZHAGA Book 18). |
| Optical unit lifetime (Tq=25°C, 500mA) | >100.000hr L90B10 >100.000hr L90, TM21 |

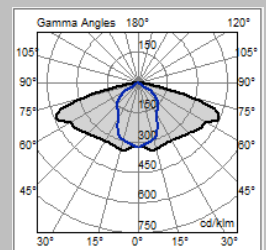
MATERIALS

| | |
|---------------------|--|
| Fixing | Stainless steel. |
| Body | Die-cast aluminum UNI EN1706 powder painted. |
| Closure hook | |
| Optic | 99.85% aluminum with a surface finish in 99.95% with vacuum-sealed deposition. Aluminum grade class A+ (DIN EN 16268) |
| Screen | Flat tempered glass, 5mm thickness high transparency. |
| Cable gland | Metallic M20x1.5 - IP68 |
| Gasket | Polyurethane |
| Colour | Graphite - Cod. 01 |

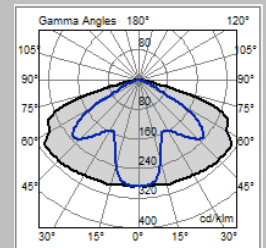
DA Profile



TS-S Optic



TS-M Optic



TS-03 Optic

All the published photometrical data has been obtained according to EN 13032-1





| LUMINAIRE | OPTIC | LED CURRENT (mA) | RATED LUMINAIRE FLUX* (Tq=25°C, 4000K, lm) | RATED LUMINAIRE POWER* (Tq=25°C, Vin=230Vac, F/DA/DAC, W) | LUMINAIRE EFFICACY (Tq=25°C, lm/W) | RATED LED FLUX* (Tj=85°C, 4000K, lm) | RATED LED POWER* (Tj=85°C, W) |
|--------------------------|--------------|------------------|--|---|------------------------------------|--------------------------------------|-------------------------------|
| COMPASS 1 TS 2Z8 4.40-2M | TS-M | 400 | 5700 | 40.5 | 140 | 6368 | 36 |
| COMPASS 1 TS 2Z8 4.40-4M | TS-S TS-W | | 11180 | 79.5 | 140 | 12736 | 72 |
| COMPASS 1 TS 2Z8 4.50-2M | TS-M | 500 | 6950 | 51.5 | 134 | 7798 | 46 |
| COMPASS 1 TS 2Z8 4.50-4M | TS-S TS-W | | 13370 | 100 | 133 | 15596 | 92 |
| COMPASS 1 TS 2Z8 4.40-2M | TS-03 | 400 | 5590 | 40.5 | 138 | 6368 | 36 |
| COMPASS 1 TS 2Z8 4.40-4M | | | 10950 | 79.5 | 137 | 12736 | 72 |
| COMPASS 1 TS 2Z8 4.50-2M | TS-03 | 500 | 6820 | 51.5 | 132 | 7798 | 46 |
| COMPASS 1 TS 2Z8 4.50-4M | | | 13100 | 100 | 131 | 15596 | 92 |

*RATED LUMINAIRE FLUX / RATED LUMINAIRE POWER: Rated data obtained in laboratory.

*RATED LED FLUX / RATED LED POWER: Rated data extrapolated from LED manufacturer datasheet.

Values indicated in this technical sheet are to be considered rated values. Flux tolerance: $\pm 7\%$. Power tolerance: $\pm 5\%$. Power tolerance with ZHAGA version or power supply D4i/SR: $\pm 10\%$.

The characteristics of the product listed above are subjected to change without notice.



| LUMINAIRE | OPTIC | LED CURRENT (mA) | RATED LUMINAIRE FLUX* (Tq=25°C, 3000K, lm) | RATED LUMINAIRE POWER* (Tq=25°C, Vin=230Vac, F/DA/DAC, W) | LUMINAIRE EFFICACY (Tq=25°C, lm/W) | RATED LED FLUX* (Tj=85°C, 3000K, lm) | RATED LED POWER* (Tj=85°C, W) |
|--------------------------|--------------|------------------|--|---|------------------------------------|--------------------------------------|-------------------------------|
| COMPASS 1 TS 2Z8 3.40-2M | TS-M | 400 | 5590 | 40.5 | 138 | 6178 | 36 |
| COMPASS 1 TS 2Z8 3.40-4M | TS-S TS-W | | 10950 | 79.5 | 137 | 12356 | 72 |
| COMPASS 1 TS 2Z8 3.50-2M | TS-M | 500 | 6820 | 51.5 | 132 | 7564 | 46 |
| COMPASS 1 TS 2Z8 3.50-4M | TS-S TS-W | | 13100 | 100 | 131 | 15128 | 92 |
| COMPASS 1 TS 2Z8 3.40-2M | TS-03 | 400 | 5480 | 40.5 | 135 | 6178 | 36 |
| COMPASS 1 TS 2Z8 3.40-4M | | | 10730 | 79.5 | 134 | 12356 | 72 |
| COMPASS 1 TS 2Z8 3.50-2M | TS-03 | 500 | 6680 | 51.5 | 129 | 7564 | 46 |
| COMPASS 1 TS 2Z8 3.50-4M | | | 12840 | 100 | 128 | 15128 | 92 |

*RATED LUMINAIRE FLUX / RATED LUMINAIRE POWER: Rated data obtained in laboratory.

*RATED LED FLUX / RATED LED POWER: Rated data extrapolated from LED manufacturer datasheet.

Values indicated in this technical sheet are to be considered rated values. Flux tolerance: $\pm 7\%$. Power tolerance: $\pm 5\%$. Power tolerance with ZHAGA version or power supply D4i/SR: $\pm 10\%$.

The characteristics of the product listed above are subjected to change without notice.