

ARTELYS DECO 350

MAIN CHARACTERISTICS

Applications	Street and urban lighting.
Optic	STE-M/S: Asymmetrical optic for street lighting (suburban). STU-M/S: Asymmetrical optic for street lighting (urban). STW: Asymmetrical optic for wide roads and wet asphalts lighting. S05: Asymmetrical optic for urban and street lighting. TS: asymmetrical optic for parking and urban areas. SV: Asymmetrical optic for narrow urban streets or highway entrance/exit turns. S: Roto-symmetrical optic for parking and urban areas. OP-DX / SX: Asymmetrical optic for crosswalks lighting. Colour temperature: 4000K (optional 3000K) CRI ≥ 70 Photobiological safety class: EXEMPT GROUP LED source efficiency: 168lm/W @ 525mA, Tj=85°C – 4000K
Insulation class	EU:II (I optional) – US:1
Protection degree	IP66 IK 08 total
LED Modules	Removable / Replaceable
Dimensions	See the drawing
Weight	max 7kg
Exposed surface	Side: 0.09m ² – Top: 0.10m ²
Mounting	S: on brackets 1/2" GAS (typical insallation on bracket MG/TP). TS: on cable Ø5÷Ø12mm.
Gear tray	Removable plate.
Operating temp.	-40°C / +50°C (525mA) -40°C / +35°C (700mA)
Storage temp.	-40°C / +80°C
Main reference standards	EN 60598-1, EN 60598-2-3, EN 62471, EN 55015, EN 61547, EN 61000-3-2, EN 61000-3-3



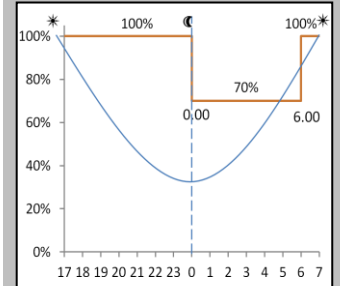
ELECTRICAL CHARACTERISTICS

Rated voltage	220÷240V 50/60Hz (Standard tolerance +/-10%, other voltages and tolerances upon request)
LED current	525mA, 700mA
Power factor	>0,95 (at full load F, DA, DAC)
On-load switch	Included, with integrated cable clamp.
Mains connection	For cables max section 4mm ²
Surge protection	SPD integrated 10kV-10kA, type II, with LED signal and thermo fuse to disconnect load at the end of life. Pulse withstand: 10kV /10kV CM/DM
Control system (options)	F: Fixed power not dimmable. DA: Automatic dimming (virtual midnight) with default profile. DAC: Custom DA profile. FLC: Constant light flux. PLM: Power Line single point communication system. WL: Wireless single point communication system. DALI: Digital dimming interface DALI.
Optical unit lifetime (Tq=25°C, 700mA)	>100.000hr L90B10 >100.000hr L90, TM-21

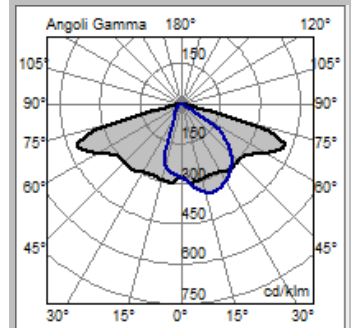
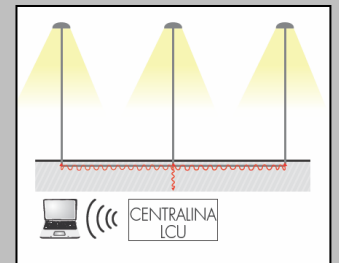
MATERIALS

Fixing	Stainless steel.
Body	Spun aluminium calotte powder painted.
Heatsink	Extruded aluminum.
Closure hook	Stainless steel captive screws.
Optic	99.85% aluminium with a surface finish in 99.95% with vacuum-sealed deposition. Alluminum grade class A+ (DIN EN 16268)
Screen	Flat tempered glass, 5mm thickness.
Gasket	Polyurethane
Colour	Graphite (Cod. 01)

DA Profile



PLM



STU-M Optic

All the published photometrical data has been obtained according to EN 13032-1



4000K

LUMINAIRE	LED Current (mA)	OPTICS	RATED LUMINAIRE FLUX ¹ (Tq=25°C, 4000K, lm)	RATED LUMINAIRE POWER ¹ (Tq=25°C, Vin=230Vac, F / DA / DAC, W)	LUMINAIRE EFFICACY (Tq=25°C, lm/W)	RATED LED FLUX ² (Tj=85°C, 4000K, lm)	RATED LED POWER ² (Tj=85°C, W)
ARTELYS DECO 350 0F2H1 4.5-1M	525	STU-S STU-M S05 TS SV	1840	16	115	2184	13
ARTELYS DECO 350 0F2H1 4.5-2M			3620	30,5	119	4369	26
ARTELYS DECO 350 0F2H1 4.7-1M	700	STU-S STU-M S05 TS SV	2370	21,5	110	2765	18
ARTELYS DECO 350 0F2H1 4.7-2M			4630	40	116	5530	36
ARTELYS DECO 350 0F3 4.5-1M	525	STE-S STE-M STW	2560	21,5	119	2951	18
ARTELYS DECO 350 0F3 4.5-2M			5060	39	130	5901	35
ARTELYS DECO 350 0F3 4.7-1M	700	STE-S STE-M STW	3200	28	114	3735	24
ARTELYS DECO 350 0F3 4.7-2M			6400	52	123	7470	47
ARTELYS DECO 350 0F2H1 4.5-2M	525	S	3620	30,5	119	4369	26
ARTELYS DECO 350 0F2H1 4.7-2M	700	S	4630	40	116	5530	36
ARTELYS DECO 350 0F6 4.5-1M	525	OP-DX OP-SX	5060	39	130	5901	35

The tables above describe the flux and output power of the available versions. These parameters are necessary in order to guarantee a correct comparison of the luminaire performance. In particular, the luminaire efficiency (expressed in lm/W) must be calculated as the ratio between the output luminous flux of the luminaire and the power absorbed by the input power supply unit.

For the sake of completeness the tables also show the data of the nominal flux and power of the used LED.

Note: 1: Rated data obtained in laboratory | 2: Rated data extrapolated from LED manufacturer datasheet.

The characteristics of the product listed above are subjected to change without notice.

They will have to be confirmed in case of order.

Values indicated in this technical sheet are to be considered rated values subject to a tolerance of +/-5%.

3000K

LUMINAIRE	LED Current (mA)	OPTICS	RATED LUMINAIRE FLUX ¹ (Tq=25°C, 3000K, lm)	RATED LUMINAIRE POWER ¹ (Tq=25°C, Vin=230Vac, F / DA / DAC, W)	LUMINAIRE EFFICACY (Tq=25°C, lm/W)	RATED LED FLUX ² (Tj=85°C, 3000K, lm)	RATED LED POWER ² (Tj=85°C, W)
ARTELYS DECO 350 0F2H1 3.5-1M	525	STU-S STU-M S05 TS SV	1710	16	107	2031	13
ARTELYS DECO 350 0F2H1 3.5-2M			3370	30,5	110	4063	26
ARTELYS DECO 350 0F2H1 3.7-1M	700	STU-S STU-M S05 TS SV	2200	21,5	102	2571	18
ARTELYS DECO 350 0F2H1 3.7-2M			4310	40	108	5143	36
ARTELYS DECO 350 0F3 3.5-1M	525	STE-S STE-M STW	2380	21,5	111	2744	18
ARTELYS DECO 350 0F3 3.5-2M			4710	39	121	5488	35
ARTELYS DECO 350 0F3 3.7-1M	700	STE-S STE-M STW	2980	28	106	3474	24
ARTELYS DECO 350 0F3 3.7-2M			5950	52	114	6947	47
ARTELYS DECO 350 0F2H1 3.5-2M	525	S	3370	30,5	110	4063	26
ARTELYS DECO 350 0F2H1 3.7-2M	700	S	4310	40	108	5143	36
ARTELYS DECO 350 0F6 3.5-1M	525	OP-DX OP-SX	4710	39	121	5488	35

The tables above describe the flux and output power of the available versions. These parameters are necessary in order to guarantee a correct comparison of the luminaire performance. In particular, the luminaire efficiency (expressed in lm/W) must be calculated as the ratio between the output luminous flux of the luminaire and the power absorbed by the input power supply unit.

For the sake of completeness the tables also show the data of the nominal flux and power of the used LED.

Note: 1: Rated data obtained in laboratory | 2: Rated data extrapolated from LED manufacturer datasheet.

The characteristics of the product listed above are subjected to change without notice.

They will have to be confirmed in case of order.

Values indicated in this technical sheet are to be considered rated values subject to a tolerance of +/-5%.



LUMINAIRE	LED Current (mA)	OPTICS	INRUSH CURRENT Duration 50%pk (µs)	INRUSH CURRENT Peak (A)	MCB B-Type 10A / 16A / 25A	MCB C-Type 10A / 16A / 25A	SURGE PROTECTION CL.I (CM / DM, kV)	SURGE PROTECTION CL.II (CM / DM, kV)
ARTELYS DECO 350 0F2H1 4.5-1M	525	STU-S STU-M S05 TS SV	360	15	14 / 23 / 35	23 / 39 / 59	10 / 10	10 / 10
ARTELYS DECO 350 0F2H1 4.5-2M			250	30	10 / 17 / 28	17 / 28 / 44	10 / 10	10 / 10
ARTELYS DECO 350 0F2H1 4.7-1M	700	STU-S STU-M S05 TS SV	360	15	14 / 23 / 35	23 / 39 / 59	10 / 10	10 / 10
ARTELYS DECO 350 0F2H1 4.7-2M			250	30	10 / 17 / 28	17 / 28 / 44	10 / 10	10 / 10
ARTELYS DECO 350 0F3 4.5-1M	525	STE-S STE-M STW	360	15	14 / 23 / 35	23 / 39 / 59	10 / 10	10 / 10
ARTELYS DECO 350 0F3 4.5-2M			250	30	10 / 17 / 28	17 / 28 / 44	10 / 10	10 / 10
ARTELYS DECO 350 0F3 4.7-1M	700	STE-S STE-M STW	250	30	10 / 17 / 28	17 / 28 / 44	10 / 10	10 / 10
ARTELYS DECO 350 0F3 4.7-2M			230	55	7 / 12 / 20	12 / 20 / 32	10 / 10	10 / 10
ARTELYS DECO 350 0F2H1 4.5-2M	525	S	250	30	10 / 17 / 28	17 / 28 / 44	10 / 10	10 / 10
ARTELYS DECO 350 0F2H1 4.7-2M	700	S	250	30	10 / 17 / 28	17 / 28 / 44	10 / 10	10 / 10
ARTELYS DECO 350 0F6 4.5-1M	525	OP-DX OP-SX	250	30	10 / 17 / 28	17 / 28 / 44	10 / 10	10 / 10

NOTE 1: The number of luminaires under a three-phase MCB is calculated multiplying by 3 the number in the table. These values are based on data declared by power supply manufacturer and tested on worst case MCB model. An inrush current limiter (i.e. Finder SSR 77.11.x.xxx.8250 (15A) or 77.31.x.xxx.8050 model (30A)) can improve the max.number of luminaire under the MCB

NOTE 2: Power supply manufacturer never did any considerations about 50A or 63A MCB. So we can't declare anything about using of MCB higher than 25A.